



APPLICATION GUIDE

Application Process:

1. [Search for Jobs](#)
2. [Create an Account](#)
3. [Set up Profile /Apply for a Job](#)
4. [My Jobpage](#)

1. Search for Jobs

Follow these steps to search for jobs:

1. Direct your web browser to www.careers.ohio.gov/
2. Click the **Search for State Government Jobs** red button.

A large, red, rounded rectangular button with a slight gradient and a shadow. The text "Search for State Government Jobs" is centered on the button in a white, bold, sans-serif font.

Search for State
Government Jobs

3. You can perform a keyword or a location search.

Welcome. You are not signed in. [Sign In](#)

[Job Search](#) [My Jobpage](#)

Keyword Location

[View All Jobs](#) [Advanced Search](#)

Job Openings 1 - 25 of 253

Sort by: Relevancy Descending Single-line ?

Job Level

- ☐ Individual Contributor (98)
- ☐ Manager / Supervisor (2)

Job Type

- ☐ Permanent (248)
- ☐ Seasonal (3)
- ☐ Temporary (2)

Job Schedule

- ☐ Full-time (252)
- ☐ Part-time (1)

Financial Associate (180000HC)
Rehabilitation & Correction - Allen/Oakwood Correctional Institution - OHIO
Permanent - Full-time
\$17.61

Correction Captain (180000HA)
Rehabilitation & Correction - Senior Leadership - OHIO; OHIO-Franklin County-Columbus
Permanent - Full-time
\$17.35

4. To filter postings, make your selection(s) in the filter options. Selections made within the search criteria will appear under each search box. The number next to each criterion indicates the number of postings that fall within that particular search criterion.
5. Click a position title to view the job duties, minimum qualifications, and any additional requirements or information.
6. Click the Apply button.
7. Please read the Privacy Agreement and, if you agree, click I Accept.

Privacy Agreement

Privacy and Security Notice

The State of Ohio recognizes the importance of privacy to users of our online job application service. This notice discloses how the personal information collected on this site may be used.

Public Records

Ohio public records law requires state agencies to disclose various documents and records to anyone making a public records request. With limited exceptions, this includes requests for employment applications and attachments such as resumes and letters of recommendation. Those limited exceptions include but are not limited to Social Security Numbers, email addresses and phone numbers submitted on employment applications, and we will not disclose that information unless otherwise permitted or required by law.

Use of Information

Your personal information is being gathered for State of Ohio application and recruitment purposes. The information you provide is used to assess your application for the position(s) for which you applied. Online applications are stored on a secure site. Only authorized State of Ohio employees, authorized contractors, and State of Ohio hiring authorities have access to the information submitted. Additionally, please be aware, we may share any information that you submit through this Web site with other state of Ohio agencies or other government entities when required or otherwise permitted by law.

Unauthorized access, use, misuse, or modification of this computer system or of the data contained in it or in transit to and from this system is strictly prohibited, may be in violation of state and federal law, and may be subject to administrative action, civil and criminal penalties. Use of the system is governed by United States law and Ohio law and policies.

The State of Ohio monitors activities on this system and may record and disclose those activities internally and to law enforcement and other entities to ensure the proper and lawful use of its information and resources. Such monitoring may result in the acquisition, recording and analysis of all data being communicated, transmitted, processed or stored in this system by a user. ANYONE USING THIS SYSTEM EXPRESSLY CONSENTS TO SUCH MONITORING.

2. Create an Account

Follow these steps to create an account:

If you already created a user account, you can login to make changes to your profile. Otherwise, click the **New User** link, and enter your new account information.

Welcome. You are not signed in.

Job Search

Login

To access your account, please identify yourself by providing the information requested in the fields below, then click "Login". If you are not registered yet, click "New user" and follow the instructions to create an account.

Mandatory fields are marked with an asterisk:

*User Name
*Password

[Forgot your user name?](#)
[Forgot your password?](#)

or Sign in with:

G+ Yahoo!

Login New User

- Your password must meet all of the following requirements:
 - It must contain between 6 and 32 characters.
 - It must contain at least 1 letter.
 - It must contain at least 1 numeric character.
 - It must not contain more than 2 identical consecutive characters.
 - It must not contain your user name.
- Be sure to enter information in all required fields.
- Click **Register**.
- Keep a record of your username and password.
- If you have an existing account, you cannot use the same email address again to create a new account. The email value must be unique.

***Note: You may use your email associated with your account as your username**

Login

To access your account, please identify yourself. If you do not have an account, create an account.

Mandatory fields are marked with an asterisk.

*User Name

*Password

[Forgot your user name?](#)
[Forgot your password?](#)


Login | New User

- If you created an account before and can't remember your username, click the **Forgot your username** link. Enter the requested information and click **Validate***. You will receive an email providing you with your username. An error message will display if the email address is not linked to an account in the system.
- If you created an account before and can't remember your password, click the **Forgot your Password** link. Enter the requested information and click **OK**. You will receive an email with a link to reset your password. An error message will display if the email address is not linked to an account in the system.

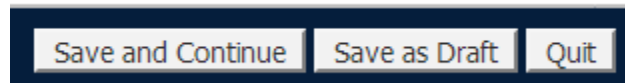
3. Set up Profile/Apply for a Job

To apply for a job:

1. Your progress and current step in the process is displayed. In the example below, the Resume Parsing step is in progress:



2. Optional: Resume Parsing will allow you to submit personal and professional information by uploading a resume. The system will automatically extract the relevant information included in the resume and fill out part of the online submission.
3. Complete all relevant information. Fields marked with a red asterisk are required in order to proceed.
4. For each step, the buttons on the bottom allow you to save and continue or save as draft.



5. Review each section. If there is an error, you will not be able to proceed to the next section of the application until the error is corrected.
6. Upload any attachments, such as a resume, cover letter, or transcripts. The supported file formats are doc, docx, txt, pdf, jpg, and png.
7. On the **Review and Submit** page, click **Submit**.
8. A **“Process completed”** message confirms that you have applied for the job. You will receive an email confirmation.

Thank You!

Process completed

Thank you for sending us your online job submission. If your employment profile corresponds to our requirements, a member of our human resources department will contact you.

We invite you to view the job openings available in our Career section and to further explore the functionalities of your account.



[View My Submissions](#)

4. My Jobpage

With My Jobpage, applicants will be able to access draft and completed job submissions. Applicants will be able to view correspondence from the hiring agency for each submission by clicking the View Email Messages link. If an applicant applies to a position and is no longer interested, the Withdraw link removes the submission from consideration.

The screenshot shows the 'My Jobpage' interface. At the top, a dark blue banner says 'Welcome first last. You are signed in.' Below this is a navigation bar with 'Job Search' and 'My Jobpage' (highlighted with a red box). A search bar with 'Keyword' and 'Location' fields and a search button is present. The main content area is titled 'Job Openings 1 - 25 of 257'. On the left, there are three filter sections: 'Job Level' with checkboxes for 'Individual Contributor (97)' and 'Manager / Supervisor (2)'; 'Job Type' with checkboxes for 'Permanent (252)', 'Seasonal (3)', and 'Temporary (2)'; and 'Job Schedule' with checkboxes for 'Full-time (256)' and 'Part-time (1)'. On the right, there is a 'Save this Search' button and two job listings. The first listing is '3/20/2018 Financial Associate Jr (180000HI)' at 'Rehabilitation & Correction - Richland Correctional Institution - OHIO', 'Permanent - Full-time'. The second listing is '3.20.18 Financial Associate SLP (180000HD)' at 'Rehabilitation & Correction - Chillicothe Correctional Institution - OHIO', 'Permanent - Full-time'.

If a job is still posted, the View/Edit Submission link allows applicants to make edits to their job submission.

 **Information Technology Supervisor 2**  - Full-time
United States of America-OHIO
Job Number: 1800009Y
Job Status: Active (Accepting Job Submissions)
Submission Status: [Screening](#) – Updated: Feb 9, 2018
[View/Edit Submission](#) | [View Email Messages](#) | [Withdraw](#)

If a job is no longer posted, the View Submission link allows applicants to view or print their application. However, applicants will no longer be able to make edits.

 **Labor Relations Administrator**  - Full-time
United States of America-OHIO
Job Number: 18000096
Job Status: Active (Accepting Job Submissions)
Submission Status: [Screening](#) – Updated: Feb 9, 2018
[View Submission](#) | [View Email Messages](#) | [Withdraw](#)